

**BREED ASSESSMENT (BA) & BREED SUITABILITY TEST (BST) PROCEDURE
OF THE ROTTWEILER BREED COUNCIL OF KUSA (RBC)**

SCHEDULE 5F Regulations 9.1.3 & 9.1.4 (BA & BST)

Effective 01.10.2017

INTRODUCTION

The meaning and purpose of the Breed Assessment (BA) and Breed Suitability Test (BST), is to identify those Rottweilers which are, according to the FCI breed standard, suitable for breeding and to promote dogs that are healthy as well as being sound in body and mind.

1. DEFINITION OF TERM:

- 1.1 **Flight response:** A physiological reaction (not under conscious control) that occurs when a dog feels threatened. At the time of stimulation the animal will appear suddenly and visibly startled. In some cases immediately jumping and or cowering, suddenly and will quickly attempt to flee from its current position upon stimulation. Physiological reactions are always quick as they are executed by an automatic muscle response.
- 1.2 **Displaced Behaviour:** Displaced behaviour is when a dog displays normal behaviours out of context. They indicate conflict and anxiety. The dog wants to do something, but it is suppressing the urge. It displaces the suppressed behaviour with something else, i.e. sniffing the ground, looking in the opposite direction, even when confronted with an obvious threat/challenge.
- 1.3 **Unprovoked Aggression:** Any aggression displayed that is not caused by a threat.
- 1.4 **Retained Aggression:** Any delayed aggression displayed after encountering a threat.
- 1.5 **Fear and Nervousness:** Typically an emotional response to a threat or perceived threat, this type of behaviour is not considered desirable and may result in the animal wanting to run away, hide or in fact freeze (not wanting to move). These behaviours may be offered in various ways and to various extents.

2. LICENSING AND HOLDING OF BREED ASSESSMENTS (BA) AND BREED SUITABILITY TEST (BST)

2.1 Licensing and Show Regulations

The regulations relating to licensing and to all other matters to do with shows as set out in Schedule 3 (Championship Shows) and Schedule 4 (Non-Championship Shows) of the Constitution of the Kennel Union of Southern Africa (KUSA) shall apply to Breed Assessment (BA) and Breed Suitability Test (BST) and so far as they do not conflict with the specific terms of this Schedule 5 F (BA & BST).

2.2 Scope of Licence

The licence may include any one or more of the following tests:

- 2.2.1 Breed Assessment (BA)
- 2.2.2 Breed Suitability Test (BST)

A club entitled to hold a Championship Show may hold a Breed Assessment (BA) and Breed Suitability Test (BST) not more than once in any calendar year under the same licence as a Championship Breed Show or under the same licence as another Championship Event or under a separate licence. In addition the RBC may apply for a BA and/ BST licence.

3. MANAGEMENT OF BREED ASSESSMENTS (BA) AND BREED SUITABILITY TEST (BST)

3.1 Assessment/Test Manager

The management of BA/BST event shall be entrusted to the Assessment/Test Manager who shall be appointed by the Committee of the Club holding the show.

3.2 Disputes

Any disputed matter requiring a decision during an assessment/test, shall be resolved by the Judge of that

assessment/test.

A dispute at any other stage in the assessment/test shall be dealt with jointly by the Judge(s) and the Assessment/Test Manager. Final decision is made by the judge.

3.3 Complaints

Complaints lodged by competitors shall be dealt with in accordance with KUSA regulations.

3.4 Other Matters

Any matter not provided for in these Regulations or in the Kennel Union Constitution and Schedules shall be decided upon by a simple majority of all the Judges. In the case of an equality of votes, the BST (Senior Judge) shall have a casting vote as well as a deliberative vote and the decision made shall be final. In such instances, the Assessment/Test Manager shall submit a written report to KUSA and the RBC Secretary setting out all the details within fourteen (14) days of the close of the Show.

3.5 Misconduct at Assessment/Tests

3.5.1 Physical disciplining of a dog or serious uncontrollable behaviour of a dog at an Assessment/Test may be penalised at the discretion of the Judge by excluding the dog and/or handler from further participation in the event and/or by ordering the exhibitor of the dog to forfeit any Assessment/Test Awards or qualifications gained at the event.

3.5.2 Harsh handling or unseemly behaviour will be severely condemned and will result in immediate elimination, independently of any complaint that could be lodged against the handler.

3.6 Conditions

The Assessment/Test Manager and the Judge(s) must ensure that all dogs participating in an Assessment/Test are assessed under the same conditions as far as this is practical.

3.7 Weather

It shall be at the sole discretion of the Judge(s) whether or not participation in any Assessment/Test should be interrupted on account of the weather. Cancellation of an assessment/test or any part of it shall be at the discretion of the Assessment/Test Manager in consultation with the Judge(s).

3.8 Starting time

All participants shall be informed of the starting time of the assessment/test, and participants and dogs in all assessments/tests shall be present at the site of the assessments/tests at least thirty (30) minutes before that time. Any participant, who is not present thirty (30) minutes before the informed starting time, may be considered by the Judge as withdrawn.

3.9 Order of Assessment/Test

The order of the assessment (running order) shall be determined by a draw among the competitors in each assessment/test. Any handler who is not present at this draw may at the discretion of the Judge not be permitted to participate.

Or

The order of assessments/tests shall be determined by a random computer draw of exhibitor numbers, where applicable, for that assessments/tests, on the day before the Show, supervised by the Judge or any person to whom they delegates there authority.

3.10 Competition by officials at trials

A Judge at an Assessment/Test may not enter or handle a dog in the same Assessment/Test (BA or BST) as that in which he is officiating. A Judge at an Assessment/Test may not handle a dog in any Assessment/Test on the day that they are officiating.

A KUSA representative may not enter, exhibit or handle a dog registered in their name at any KUSA Licensed event held at the same venue on the day that they are officiating, nor in the same discipline held under the same licence on any day.

3.11 Venue

The event may not be held on the same premises where any of the entered dogs reside.

3.12 Equipment requirements

3. 12.1	Current FCI Breed Standard, Breed Assessment paperwork and pens
3. 12.2	Allgemeiner Deutscher Rottweiler-Klub (ADRK) approved eye-colour chart

3. 12.3	Allgemeiner Deutscher Rottweiler-Klub (ADRK) approved measuring stick
3. 12.4	ADRK approved head template
3. 12.5	A linen measuring tape
3. 12.6	A starting pistol (6-9 mm) and blanks
3. 12.7	Weighing scale
3. 12.8	Table and chairs
3. 12.9	A computer and printer and or typewriter
3. 12.10	A KUSA approved IPO helper
3. 12.11	RBC approved protection sleeve and stick
3. 12.12	Sufficient numbers for a crowd (6)
3. 12.13	Microchip Scanner
3. 12.14	Markers
3. 12.15	Hide
3. 12.16	Appropriate grounds with sufficient space and level ground to complete the survey. The grounds are also to be free from any material or object that may be detrimental to the performance of the dog

4. **ELIGIBILITY OF DOGS FOR PARTICIPATING IN A BREED ASSESSMENT (BA) AND BREED SUITABILITY TEST (BST)**

- 4.1 The dog must be permanently and positively identifiable by a microchip which corresponds to all documentation including the KUSA pedigree.
- 4.2 The health documents and the original KUSA pedigree must be provided on the day of the assessment, together with copies. The health results must identify the dog using the registered name, the registration number, and microchip number. It must also be performed by one of the RBC approved specialist veterinary radiologists as published on the KUSA website. Dogs must have passing hip results (within the range of FCI A1 to (and inclusive of) CI C2), and must be scored for Elbow Dysplasia (ED). Both HD and ED test results are only valid if performed after 18 months of age. Or in cases of dogs have been imported over the age of 12 months and whose Health scores are acceptable to the RBC and KUSA.
- 4.3 The minimum age for a dog to participate in the BA/BST shall be 18 months.
- 4.4 Any previous and unsuccessful RBC recognised Breed Assessment/Breed Suitability score sheet must be made available on the day.
- 4.5 Any dog wishing to enter a Breed Suitability Test must first have passed a Breed Assessment.
- 4.6 It is allowed for a dog to be entered for a Breed Assessment and Breed Suitability Test at the same event. In this scenario the dog will complete the Breed Assessment test and if the dog passes it may then complete the Guard and Defence Exercise to gain the BST qualification at the same event.
- 4.7 The use of prong or shock collars is prohibited.
- 4.8 A dog may only enter for a breed assessment three times (i.e. a maximum of two deferrals).
- 4.9 A dog may only enter for a breed suitability test three times (i.e. a maximum of two deferrals).

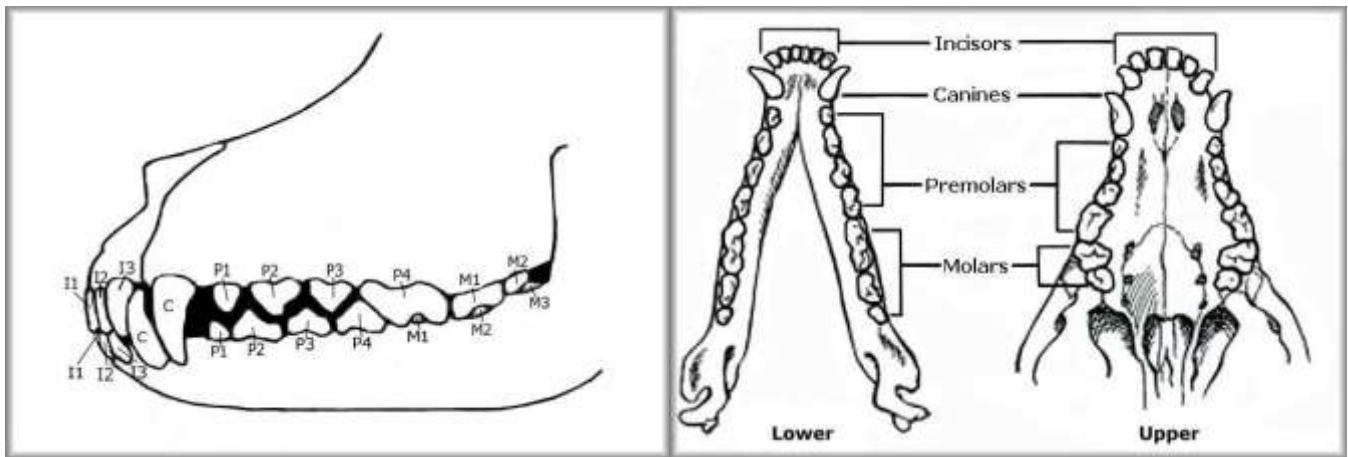
5. **JUDGING AT A BREED ASSESSMENT (BA) AND BREED SUITABILITY TEST (BST)**

- 5.1 A Breed Assessment (BA) may only be judged by a KUSA approved breed judge qualified to judge Breed Assessments.
- 5.2 A Breed Suitability Test (BST) may only be judged by a KUSA approved judge qualified to judge Breed Suitability Tests. A judge qualified to judge Breed Assessments must be assisted by a judge qualified to judge Breed Suitability Test for the guard and defence element of the Breed Suitability Test.
- 5.3 A maximum of 15 dogs can be judged in one day by one judge.

- 5.4 The officiating judge must determine the suitability of the test location, equipment, and helper. And if necessary request a change to any of the above mentioned.
- 5.5 The assessment secretary is responsible for checking the required documentation and preparing the necessary papers on the day of the event.
- 5.6 The Assessment/Test Manager is responsible for obtaining the assessment/test location, helper/s and all necessary equipment and layout.
- 5.7 No dog owned or co owned by the officiating judge or helper or their immediate family (parent, spouse, child), or someone in their household may enter.
- 5.8 Only a KUSA approved helper may be used.
- 5.9 Provide a suitable demonstration dog.
- 5.9.1 To provide copies of the completed RBC score sheets (Passes, Failed and Deferred) with results to KUSA and the current Breed Convenor within 30 days of the event. The original score sheet is to be issued to the entrant.
- 5.10 Certificates are to be ordered from KUSA directly completed and issued to all Passed entrants.
- 5.11 To provide copies of the completed RBC score sheets (Passes, Failed and Deferred) with results to KUSA and the current Breed Convenor within 30 days of the event. The original score sheet is to be issued to the entrant.
- 5.12 If a dog shows/presents any unprovoked aggression towards any person or persons, or attempts to or bites any person the dog will automatically receive a **FAIL** rating and will take no further part in the BA/BST. This is applicable at any time throughout these tests; this decision is made by the officiating judge on the day during the test and is made at their discretion.
- 5.13 If at any stage the judge feels that the dog should be deferred or failed the test will be stopped at that point.
- 5.14 The decision of the judge is final.

6. JUDGING GUIDELINES FOR A BREED ASSESSMENT (BA) AND BREED SUITABILITY TEST (BST)

- 6.1 All dogs entered must have 42 teeth, correctly set and placed according to the below diagrams. Double P1 and incisors are to be noted but this is no cause for deferment or disqualification.



- 6.2 Any dog presented with missing teeth will be Failed, unless the owner presents a Dental Exemption, issued by EXCO of KUSA, to the current RBC Breed Convenor and show committee. The RBC Dental Certification Application form and process must be followed and is subject to EXCOs approval. Copies of at least two previous show critiques from at least two different RBC approved specialist judges must be submitted together with a copy of the dogs Registration Certificate and Application form. Applications can only be approved if a positive dental report back is received from a Vet and at least two past critiques as described above confirming complete dentition.
- 6.3 If a dog shows/presents any unprovoked aggression towards any person or persons, or attempts to or bites any person the dog will automatically receive a **FAIL** rating and will take no further part in the Breed Assessment.

Note: this is applicable at any time throughout the Breed Assessment, this decision is made by the officiating judge on the day during the assessment.

- 6.4 No food or toys may be used during the assessment except during the critique where a toy be used for attraction. The handler may not have a toy or food on him during the assessment.
- 6.5 No person other than the judge may interfere with the dog during the assessment.
- 6.6 The eye colour of the dog must meet with at least the minimum prescribed (4a) colour
- 6.7 No talking is permitted during the Gun-sureness exercise, Group test or the Character Assessment except and only in response to the helper or judge when spoken to.

7 CLASIFICATION FOR A BREED ASSESSMENT (BA) AND BREED SUITABILITY TEST (BST)

7.1 A dog may be classified as either **Passed** (Breeding Suitable), **Deferred** or **Failed**.

7.1.1 Passed (Breeding Suitable)

7.1.1.1 The dog may then receive the qualification of “BA” (Breed Assessed) or “BST” (Breed Suitable) and be indicated as such on the KUSA pedigree. This qualification can then be used towards the dog’s championship status.

7.1.2 Deferred

7.1.2.1 A dog may be deferred by the judge for a period of 6 or 12 months depending on the severity of the problem. The decision of the judge on the day shall be final. After this deferral period the dog may be re-entered. A judge may choose to defer a dog if he/she feels there are breed or temperament points that are not 100% correct and may correct or improve with time or training. If a dog has been deferred on the third attempt, the dog must be failed and as a result may never be presented again.

7.1.3 Failed

7.1.3.1 Allocated to dogs that possesses a breed disqualifying fault or who has been assessed as having an unacceptable temperament/reaction. A dog that receives a Fail classification is NOT permitted to present at future Breed Assessments or Suitability Tests.

8 ASSESSMENT JUDGING PROCEDURE FOR A BREED ASSESSMENT (BA) AND BREED SUITABILITY TEST (BST)

8.1 **Identification:** Each dog is to be presented individually and Microchip positively identified.

8.2 **Introduction to the Group:** The dog and handler are to proceed through the group (6 people), who are milling about in a casual manner.

8.3 **Measurements:** The officiating judge will then first determine the weight, check dentition and testicles. All other measurements are then determined, namely the withers height, chest depth, torso length, chest circumference, skull length, muzzle length and eye colour.

Measurements: Withers Height_____ cm	Chest Depth_____ cm
Torso Length_____ cm	Chest Circumference: _____ cm
Skull Length_____ cm	Muzzle Length_____ cm
Weight_____ kg	Eye Colour_____

8.4 **Critique:** A comprehensive verbal critique is done covering the general appearance, condition, conformation and movement which will be captured by the assessment secretary. Double handling will be permitted, however, the judge may stop the practice if in their opinion, and the practice is hazardous or unruly.

Appearance & Condition, Conformation & Movement:

--

8.5 **Gun-sureness:** When firing, the distance must not be less than fifteen paces from the dog. Two shots fired in succession as instructed by the judge with a starter pistol or handgun (6-9 mm). The dog is allowed to take note of the noise on the first shot.

The dog should not display signs of fear or nervousness. The Surveyor may if deemed necessary, request that more shots be fired. The dog's reaction to the sudden noise is to be documented on the Assessment form. If the dog shows a flight response (*Ref to item 2.a*) after the first shot, the handler must sit his/her dog, take the leash off and move 5m away leaving the dog in the sit position.

Only then may a second shot be fired (alternatively, the judge may decide to repeat the test from a different direction). If the dog shows further flight response, it should be eliminated from the test and deferred.

	Indifferent	Light	Shy
Reaction to Gunshot			

8.6 **The Group Test:** The dog and handler are to proceed through the group (6 people), who are milling about. Both the handler and dog are to stop in the middle of the group at which time the dog is instructed to sit and face the officiating judge.

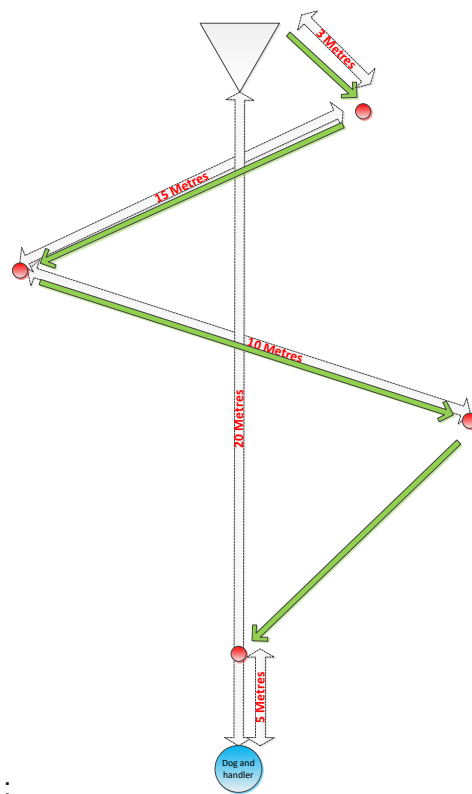
The group will then form a large circle around the dog and handler, and on the judges' instruction move in on the handler and dog at a slow pace, and completely surrounds them for a few seconds until the judge indicates to the group to slowly move out. On the judges instruction the group will then move in on the handler and dog for the second time at a fast pace, completely surrounding both dog and handler. This position is held for a few seconds until the judge indicates to the group to finally move out quickly. If a dog shows/presents any unprovoked aggression towards any person or persons, or attempts to or bites any person the dog will automatically receive a FAIL rating and will take no further part in the Assessment. This is applicable at any time throughout the BA/BST.

After emerging from the group, the dog and handler immediately commences with the Character Assessment. A dog must be failed if aggression is displayed. If a dog displays nervous behaviour or a flight response this dog should be deferred at the discretion of the judge.

9 CHARACTER ASSESSMENT EXERCISE (BREED ASSESSMENT(BA) ONLY)

9.1 At the completion of the group exercise, the handler will walk with his dog to a predetermined spot, approximately twenty (20) metres from a hiding place. The handler will be required to remain stationary and allow the dog freedom of movement to the extent of the lead (approx. 1.2m – 1.8m). On the Surveyor's signal, a helper in protective clothing, armguard and stick will emerge from the hide and challenge the handler both physically and verbally. After allowing reaction time for the dog, the helper will continue to challenge the handler and dog and only move to the next marker on the judge's instruction. The helper will run diagonally across and stop in a position approximately fifteen (15) metres away and challenge the handler and dog for a second time. Only on the judge's instruction will the helper run diagonally and stop approximately ten (10) metres away and challenge again.

On the judge's instruction the helper will then continue directly toward the handler and dog in a threatening manner to a distance of 5 metres. The helper will never move past this last marker which is positioned 5m from the dog. At a signal from the Judge, the 'helper' then returns to the hiding place, behind which he leaves his protection clothing, stick and arm guard. He then appears again in regular apparel and in a friendly manner strolls up to the handler, whom he greets. He also greets the dog. The Judge notes the extent to which the dog has regained its composure.



- 9.2 The dog must not attempt to flee or show signs of fear or nervousness.
- 9.3 All dogs and their reactions are to be assessed in the same manner regardless of whether the dog has been trained or not.
- 9.4 The ideal response is a dog that shows great interest and a strong counter challenge to the threat throughout the test and does not back off or start to show displacement behaviour.
- 9.5 If a dog shows any form of displacement where the dog does not face the threat and has been given ample time to acknowledge the threat should be deferred for a period of no less than 6 months.
- 9.6 Any retained aggression shown towards the helper when approaching in regular apparel and in a friendly manner should be failed or deferred depending on the severity.
- 9.7 Any dog that displays a classic flight response (*Ref to item 1.1*) should be deferred. The dog's reaction to this exercise is to be recorded on the Assessment form.

9.8 Self Confidence – Selbstsicherheit

9.8.1 A dog that has good self-confidence is not hesitant is happy to engage and interact at all levels and in all conditions and scenario's.

9.9 Temperament – Temperament

9.9.1 The general attitude a dog displays towards people and other animals, it is the combined inherited and acquired physical and mental traits that influence the dog's behaviour.

9.10 Tractability – Fuhrigkeit

9.10.1 This trait could also be described as desire to please. Tractability appears to be closely linked to sub ordinance. There seems to be a much higher percentage of subordinate natured dogs that are high in tractability. You see the occasional dominant dog that is high in tractability but the number is small. By definition a tractable dog is much more desirable as a candidate for training.

9.11 Courage (**BST only**) – Mut

9.11.1 Readiness to face danger and the capacity to endure danger. The opposite of fear. The inherent freedom from fear and the ability to protect.

9.12 Defensive Instinct – Defensive Instinkt

9.12.1 The dog's readiness to protect his owner pack in dangerous situations. Works hand in hand with Courage and Fearlessness

9.13 React Threshold – Reagieren

9.13.1 Is at which point the dog will react. The higher the threshold the higher the trigger point. If the dog has a slight threshold this forms part of aggressiveness. Medium to high threshold is ideal i.e. passive good tempered dog.

9.14 Fearlessness – Furchtlosigkeit

9.14.1 Showing no fear, being brave, and linked closely to Self Confidence and Courage. Observing the situation and then act accordingly. Note: Seen during the pick up on the arm and the threat with the stick.

9.15 Attentiveness– Achtsamkeit

9.15.1 If the dog is conscious of his surroundings and aware of what is happening around him. Paying attention, being aware and applying his mind.

9.16 Suspicion – Verdacht

9.16.1 Or Distrust works hand in hand with Self Confidence. Insure of what is happening to him.

9.17 Fighting Spirit (**BST only**) – Kampfttrieb

9.17.1 A dog that will act and bite on his own but will leave on command. (This happens after the dog realises that there is no more threat) but is ready to fight again on any show of aggression. Note: Like when the assailant goes back to the dog afterwards without the arm and the dog shows no aggression and accept it calmly. This shows lack of aggression.

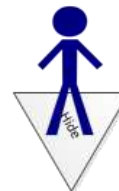
9.18 Hardness (**BST only**) – Härte

9.18.1 Accepts unexpected pain. Note: Like the stick blows given by the assailant. Must be high.

Character:	Slight	Med.	High	V. High		Slight	Med.	High	V. High
Self Confidence					Fearlessness				
Temperament					Attentiveness				
Tractability					Suspicion				
Defensive Instinct					React Threshold				

10 GUARD AND DEFENCE EXERCISE (BREED SUITABILITY TEST SECTION)

10.1 The dog and handler moves approximately fifteen paces with his dog on the lead, then removes the lead whilst on the move. The dog may be held by the chain and while moving another thirty metres to the point of the attack on the handler. This happens when the helper suddenly appears from the hide and attacks the handler (the helper may not physically touch the handler). The dog must immediately intervene by taking hold of the helper's protective arm and maintain its grip. At this point, the dog is struck twice with an approved, flexible leather covered stick, on the withers.



Upon instruction of the Judge, the helper will cease the attack. The dog should preferably release on command or with some handler assistance, whereupon the handler restrains the dog by its slip chain. The helper now rapidly moves away in a straight line. After approximately thirty paces, he starts threatening, but continues in the same direction. After approximately twenty more paces, the handler releases the dog after him. With strong threatening movements, the helper now turns and approaches the dog head on, who must intercept and take hold of the protected arm immediately.



During this confrontation, there are no stick blows. Upon an order from the Judge, the handler should command the dog to release (same rules apply for release as above). If the dog does not let go, the Surveyor may order the handler to move closer and repeat the command. (If after several commands the dog does not let go, the handler must be instructed to proceed to the dog and effect a manual release. Once the dog has released the helper, the dog should be moved away on instruction of the Judge and a short escort of the helper by dog and handler, to the Judge takes place.

10.2 If the dog loses his grip on the sleeve at any stage, the helper is to continue his threat in the dog's direction. If the dog does not engage the helper the exercise is to be terminated and dog deferred for a period.

10.3 The dog MUST accept 2 required stick blows in succession while on the sleeve.

10.4 The dog must remain focused on the helper, without help from the handler.

10.5 Dogs which, in the above described exercises, do not bite, or leaves the helper after ending the fight cannot pass the Breed Suitability Test and must be deferred.

10.6 The dog must not show signs of fear or nervousness.

10.7 Any dog that displays a classic flight response at any stage of the rest (*Ref to item 1.1*) should be failed or deferred depending on the severity in the opinion of the officiating judge.

The dog's reaction to this exercise is to be recorded on the BST Assessment form.

Character:	Slight	Med.	High	V. High		Slight	Med.	High	V. High
Self Confidence					Fearlessness Attentiveness Suspicion Fighting Spirit Hardness				
Temperament									
Tractability									
Courage									
Defensive Instinct									
React Threshold									



THE ROTTWEILER BREED COUNCIL OF KUSA



Breed Suitability Test Report

Hosted by: _____ Judge: _____

Venue: _____ Date: _____

Dog's Name: _____ Birth Date: _____

Sex: _____ Reg. No: _____ M/chip. No: _____ Working Titles: _____

Sire: _____ Reg. No. _____

Dam: _____ Reg. No. _____

HD: _____ ED: _____ Certificate No: _____

Breeder: _____ Owner: _____

Measurements: Withers Height _____ cm Chest Depth _____ cm

Torso Length _____ cm Chest Circumference: _____ cm

Skull Length _____ cm Muzzle Length _____ cm

Weight _____ kg Eye Colour _____

Appearance & Condition, Conformation & Movement:

Character:	Slight	Med.	High	V. High		Slight	Med.	High	V. High
Self Confidence					Fearlessness				
Temperament					Attentiveness				
Tractability					Suspicion				
Courage					Fighting Spirit				
Defensive Instinct					Hardness				
React Threshold									

	Indifferent	Light	Shy		Breeding Suitable	Deferred	Not Suitable
Reaction to Gunshot				Judge's Decision			

Judge: _____ Co-Judge (if required) _____ Breed Registrar: _____



THE ROTTWEILER BREED COUNCIL OF KUSA



Dental Exemption Application

Owners Declaration:

Registered Name of Dog: _____
 Registration Number: _____ Microchip Number: _____
 Breed: Rottweiler Sex: _____ Date of Birth: _____

NB Copy of registration certificate, and at least two previous specialist show critiques from at least two specialist judges to be attached to this application.

Name of Owner: _____ Telephone: _____
 Address: _____

I declare that:

1. the particulars stated above are correct and are of the dog submitted today for radiographic dental examination
2. the dog has not been previously radiographed for dental certification
3. the dog has not undergone surgery for tooth replacement
4. I understand that the radiographs are the property of the Veterinary Practice or Dentistry and Maxillofacial Surgery Clinic – Onderstepoort, and will be retained by them for 3 years
5. I understand that the results will be forwarded to KUSA and the Rottweiler Breed Council
6. I understand that results may be used anonymously for research purposes
7. I understand that only on the approval of this application may a dog participate in either a BA/BST event and that this application is only relevant to a BA/BST.

Veterinarians Declaration:

Name of Vet: _____
 Practice Name: _____ Contact number: _____
 Address: _____

I declare that:

1. the microchip number has been verified for the above dog and is
2. the radiographs were made on
3. I have read and applied the guidelines for making dental radiographs for certification.
4. My detailed report and conclusion on the examination of the dog and the x-rays are attached

The Veterinarian and the Owner(s) do hereby expressly and irrevocably give their respective consent and permission to furnish all necessary and relevant information arising out of this Dental Certification to a duly authorised representative of KUSA and the Rottweiler Breed Council.

Veterinarian's Signature: _____ Date: _____

Owner's Signature: _____ Date: _____



Copyright The Kennel Union of Southern Africa.

All rights reserved. No part of this publication may be reproduced, stored in a retrieval system or transmitted in any form or by any means, electronic, mechanical, photocopying, recording or otherwise without permission in writing from the publisher.

Fedco 06-17

Most recent changes has an effective date of 01.10.2017